



District Report Card: 2017


State: Bihar	District: Katihar
Class: 8	Subject: Language
Schools: 50	Students: 1112


Participation/Coverage


Students

<div>GENDER</div> <div></div>	Boys				Girls			
	Number		%		Number		%	
	497		44.69		615		55.31	

<div>AREA</div> <div></div>	Rural				Urban			
	Number		%		Number		%	
	978		87.95		134		12.05	

<div>CATEGORY</div> <div></div>	SC		ST		OBC		GEN	
	Number	%	Number	%	Number	%	Number	%
	100	8.99	38	3.42	757	68.08	217	19.51

<div>CWSN</div> <div></div>	LD	VI	HI	S&LD	ID	Oth
	2	3	3	1	1	0

<div>Management</div> <div></div>	Government			Government-aided		
	Number		%	Number		%
	1112		100.00	0		0.00

Average Performance of Students in Language (%)

Overall	Gender		Area		Management		Social Group			
	Male	Female	Rural	Urban	Govt.	Aided	SC	ST	OBC	GEN
56.85	57.40	56.41	55.49	66.77	56.85	0.00	53.07	58.07	57.61	55.73

Performance on Learning Outcomes (LOs)

Learning Outcomes	Description	Average Performance(%)
L813	Read textual/non-textual materials with comprehension and identifies the details, characters, main idea and sequence of ideas and events while reading	56.85

Range of Performance of Students who Answered Correctly							
Below 30%		30% - 50%		50% - 75%		Above 75%	
Number	%	Number	%	Number	%	Number	%
165	14.84	250	22.48	448	40.29	249	22.39

Lowest Performing Learning Outcomes (LOs)

1 - Read textual/non-textual materials with comprehension and identifies the details, characters, main idea and sequence of ideas and events while reading (56.85)